



Cardiology

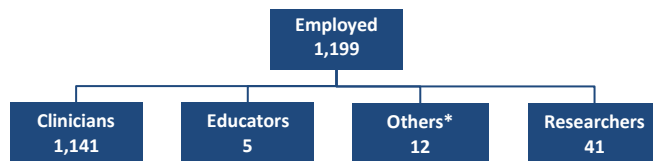
2016 Factsheet

Cardiology is concerned with the prevention, investigation, therapy of, and research into, disease involving the cardiovascular system. A minimum of 6 years full-time training through the Royal Australasian College of Physicians is required to specialise in this area.

* Factsheet excludes paediatric cardiology figures.

Workforce

In 2016, there were 1,199 cardiologists employed in Australia, of whom 59.0% worked in the private sector. The majority (95.2%) of cardiologists who completed the 2016 National Health Workforce Survey indicated they were clinicians.



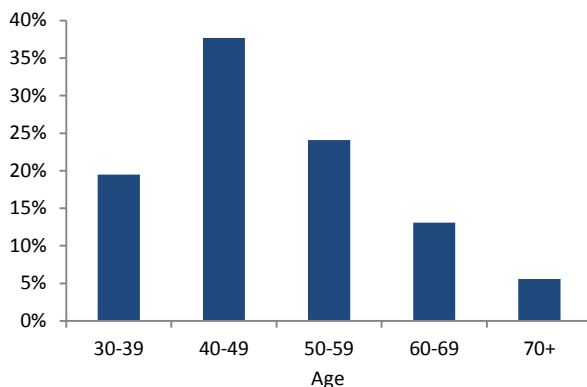
* Includes administrators and roles reported by survey respondents that did not fit predefined survey categories.

Demographics of clinicians

Males represented the majority (86.8%) of clinicians in 2016 and had an average age of 50.1 years. Females represented 13.2% of clinicians and were on average 5.3 years younger.

| Category | % of clinicians | Average age | Average hours per week |
|------------------------|-----------------|-------------|------------------------|
| Male | 86.8% | 50.1 | 48.4 |
| Female | 13.2% | 44.8 | 43.1 |
| Clinician total | 100.0% | 49.4 | 47.7 |

Ages of clinicians, 2016



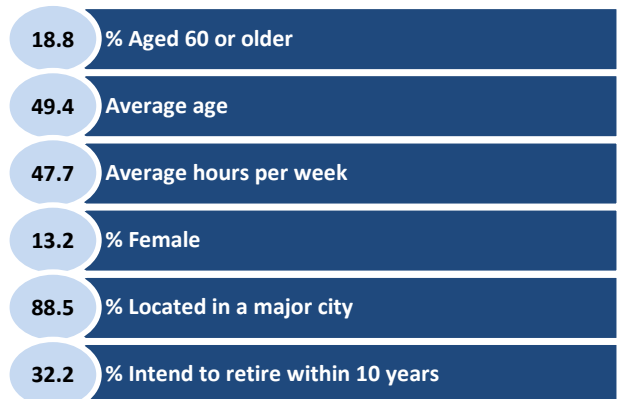
Distribution of clinicians

In 2016, the majority (88.5%) of clinicians were located in a major city or a location considered as MMM1 under the Modified Monash Model classification system.

| Location of clinicians by remoteness, Modified Monash Model (MMM*) | | | | | | | |
|--------------------------------------------------------------------|------|-----|-----|-----|---|---|---|
| MMM category | 1 | 2 | 3 | 4 | 5 | 6 | 7 |
| % | 88.5 | 7.7 | 3.6 | 0.2 | - | - | - |

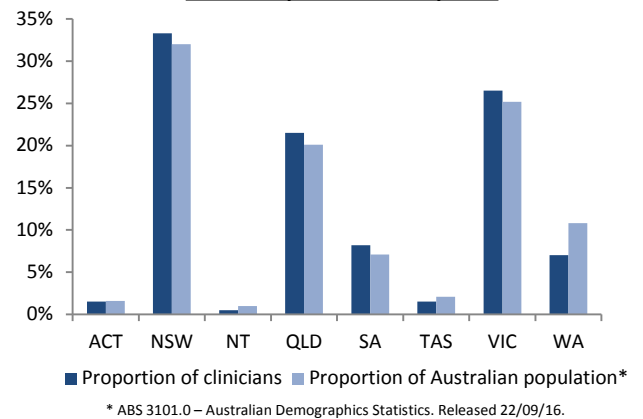
* Further information on the Modified Monash Model is available at doctorconnect.gov.au

Quick facts of clinician workforce



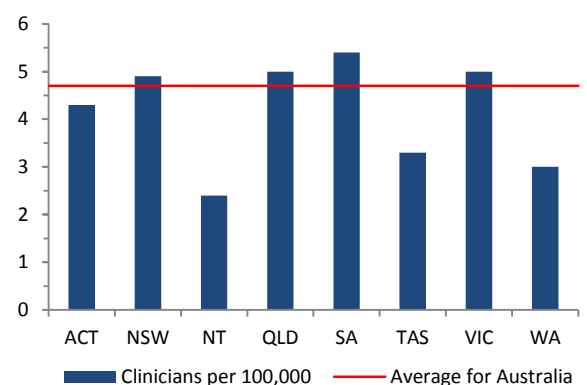
In 2016, over 33% of clinicians listed their principal place of practice was in New South Wales and over 25% indicated that their principle place of practice was in Victoria.

Clinicians by state & territory, 2016



There was an average of 4.7 clinicians per 100,000 population in 2016. South Australia had the highest ratio of clinicians with 5.4 per 100,000 population.

Clinicians per 100,000 population, 2016



New fellows

The number of cardiology new fellows fluctuated between 2013 and 2015. The number of new fellows in 2015 was 9.3% higher than the number in 2013.

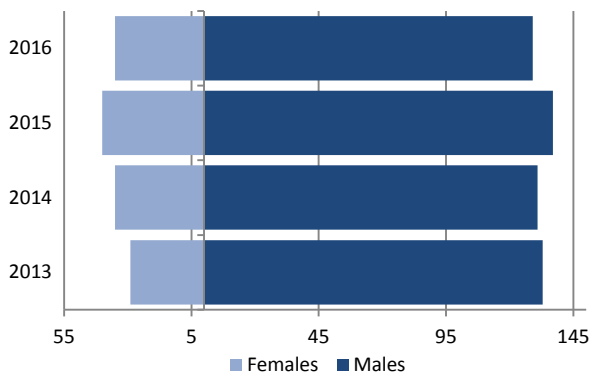
| Number of new fellows, 2013-15 | | | |
|--------------------------------|-----------|-----------|-----------|
| | 2013 | 2014 | 2015 |
| Trained in Australia | 46 | 38 | 49 |
| Overseas trained | 8 | 10 | 10 |
| Total | 54 | 48 | 59 |

Vocational training

The overall number of trainees remained steady with little variation over the 2013 to 2016 period. However, the number of female trainees was 20.7% higher in 2016 than in 2013.

| Trainee numbers, 2013-16 | | | |
|---------------------------|--------------|--------------|-------------|
| Year | Females | Males | Total |
| 2013 | 29 | 133 | 162 |
| 2014 | 35 | 131 | 166 |
| 2015 | 40 | 137 | 177 |
| 2016 | 35 | 129 | 164 |
| Change 2013-16 (%) | 20.7% | -3.0% | 1.2% |

Vocational trainees, 2013-16

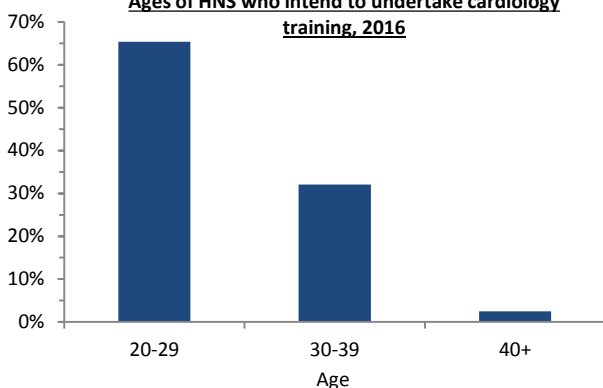


Vocational intentions

In 2016, there were 162 Hospital Non-Specialists (HNS*) who indicated their intention to undertake vocational training in cardiology. 65.4% of HNS were aged 20-29 years.

* A HNS is a medical practitioner employed in a salaried position mainly in a hospital. They do not hold a specialist qualification and are not training to obtain one. They include career medical officers, hospital medical officers, interns, principal house officers, resident medical officers and registrars.

Ages of HNS who intend to undertake cardiology training, 2016



Workforce dynamics indicator*

The workforce dynamics indicator highlights areas of concern in the future. The indicators measured and their current status is highlighted in the table below.

Note: The workforce dynamics indicators are for workforce assessment purposes only and are not intended to guide future training numbers.

* Further information on the workforce dynamics Indicator is available at health.gov.au



| Indicator | Description | Status |
|-------------------------------------|-------------------------------------------------------------------------------------------------------------------------------------------|----------|
| Ageing of workforce | Workforces with higher average ages are more susceptible to higher exit rates due to retirements. | [Yellow] |
| Replacement rate | This measure indicates whether trainee numbers are sufficient to replace the numbers leaving the workforce. | [Green] |
| Duration of training program | This measure indicates how long it takes to train a replacement workforce. Indicator considers basic and advanced training components. | [Orange] |

References

- 1) National Health Workforce Dataset (NHWDS): Medical Practitioners 2016.
- 2) Royal Australasian College of Physicians.
- 3) Medical Education and Training Report 1st edition (Unpublished).
- 4) ABS 3101.0 – Australian Demographics Statistics. Released 22/09/16.
- 5) Australian Medical Association (AMA) Career Pathways Guide.
- 6) National Medical Training Advisory Network (NMTAN) – Prevocational Doctor Factsheet Methodology Paper.

Copyright

© 2017 Commonwealth of Australia as represented by the Department of Health

This work is copyright. You may copy, print, download, display and reproduce the whole or part of this work in unaltered form for your own personal use or, if you are part of an organisation, for internal use within your organisation, but only if you or your organisation:

- a) do not use the copy or reproduction for any commercial purpose; and
- b) retain this copyright notice and all disclaimer notices as part of that copy or reproduction.

Apart from rights as permitted by the Copyright Act 1968 (Cth) or allowed by this copyright notice, all other rights are reserved, including (but not limited to) all commercial rights.

Requests and inquiries concerning reproduction and other rights to use are to be sent to the Communication Branch, Department of Health, GPO Box 9848, Canberra ACT 2601, or via e-mail to corporatecomms@health.gov.au.