

## 2016 Factsheet

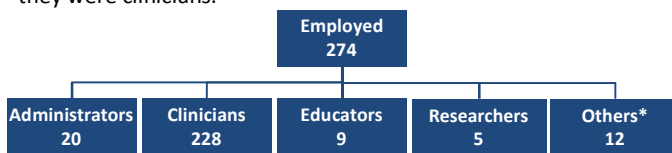
Occupational medicine takes a preventative approach to health and safety in the workplace by looking at how a work environment can affect a person's health, and how a person's health can affect their work.

Environmental medicine is primarily concerned with the health impacts of industrial practices on the environment outside of the industrial site.

A minimum of four years full-time advanced training through the Royal Australasian College of Physicians is required to specialise in this area.

### Workforce

There were 274 occupational and environmental medicine specialists employed in Australia, of whom 78.8% worked in the private sector. Over 83% of specialists in this field who completed the 2016 National Health Workforce Survey indicated they were clinicians.



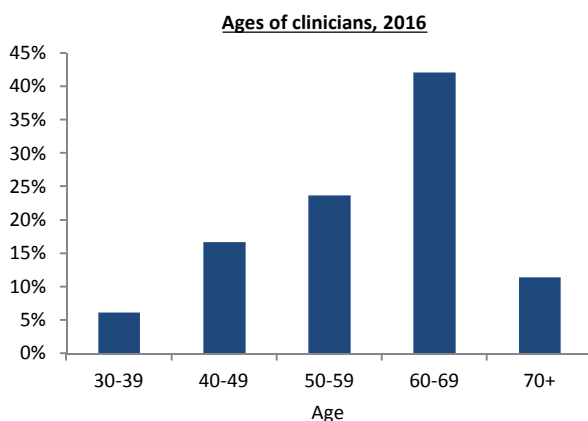
\* Includes roles reported by survey respondents that did not fit predefined survey categories.

### Demographics of clinicians

Males represented 81.6% of clinicians in 2016 and had an average age of 58.6 years. Females represented 18.4% of clinicians and were on average 2.6 years younger than male clinicians.

Category	% of clinicians	Average age	Average hours per week
Male	81.6%	58.6	32.8
Female	18.4%	56.0	31.4
<b>Clinician total</b>	<b>100.0%</b>	<b>58.1</b>	<b>32.5</b>

Over 42% of clinicians were aged 60-69 years and over 23% were aged between 50-59 years.



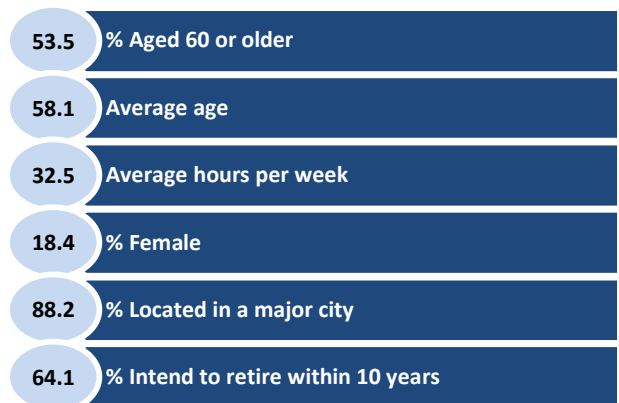
### Distribution of clinicians

In 2016, most clinicians (88.2%) were located in a major city or a location considered as MMM1 under the Modified Monash Model classification system.

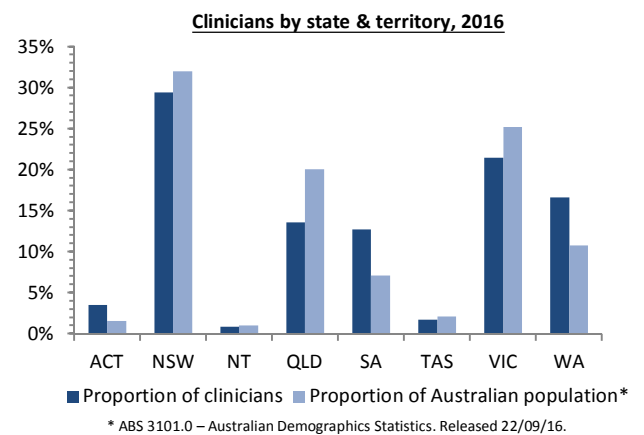
Location of clinicians by remoteness, Modified Monash Model (MMM*)							
MMM category	1	2	3	4	5	6	7
%	88.2	4.8	2.2	2.2	2.2	0.4	-

\* Further information on the Modified Monash Model is available at [doctorconnect.gov.au](http://doctorconnect.gov.au)

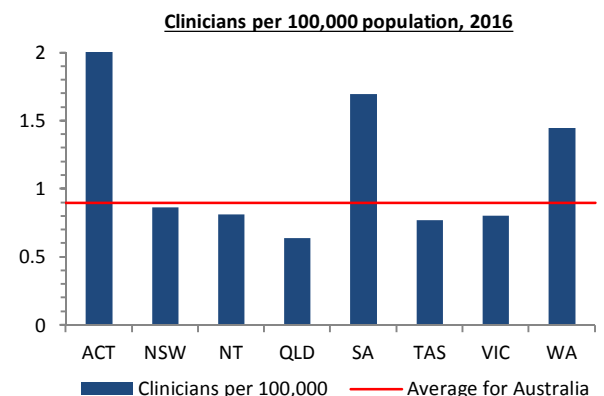
### Quick facts of clinician workforce



The largest concentration of clinicians was in New South Wales with 29.4% of clinicians indicating their principle place of practice was in this state.



There was an average of 0.9 clinicians per 100,000 population in 2016. The Australian Capital Territory had the highest ratio of clinicians in 2016 with 2.0 per 100,000 population. By contrast, Queensland had the lowest ratio with 0.6 per 100,000 population.



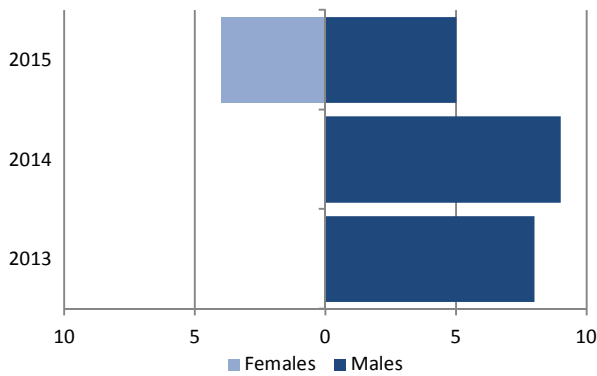
### New fellows

Between 2013 and 2015, the number of occupational and environmental medicine new fellows increased from 8 to 9.

Number of new fellows, 2013-15			
	2013	2014	2015
Trained in Australia	7	8	8
Overseas trained	1	1	1
<b>Total</b>	<b>8</b>	<b>9</b>	<b>9</b>

In 2013 and 2014 there were no female new fellows in occupational and environmental medicine.

**New fellows by gender, 2013-15**



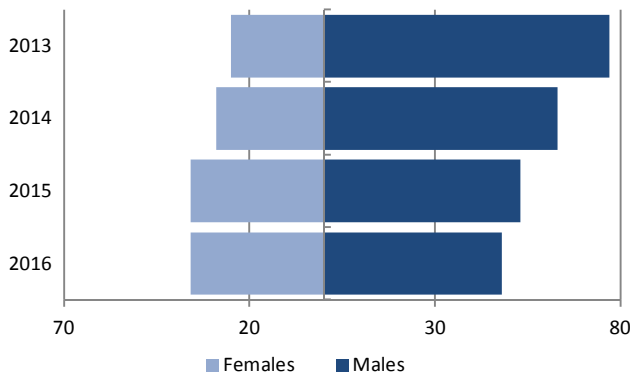
## Vocational training

The total number of trainees in 2016 was 17.6% less than in 2013. The proportion of female trainees increased by 44% during this period.

**Trainee numbers, 2013-16**

Year	Females	Males	Total
2013	25	77	102
2014	29	63	92
2015	36	53	89
2016	36	48	84
<b>Change 2013-16 (%)</b>	<b>44.0%</b>	<b>-37.7%</b>	<b>-17.6%</b>

**Vocational trainees, 2013-16**

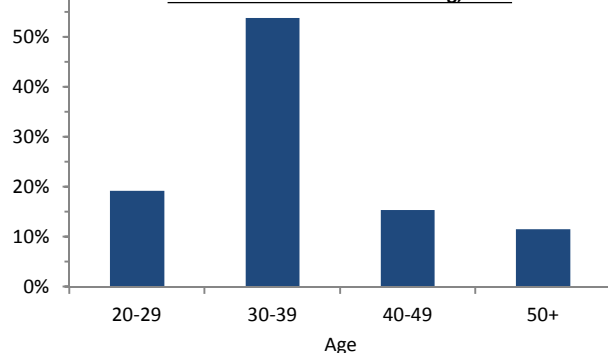


## Vocational intentions

In 2016, there were 26 Hospital Non-Specialists (HNS\*) who indicated their intention to undertake vocational training in occupational and environmental medicine.

\* A HNS is a medical practitioner employed in a salaried position mainly in a hospital. They do not hold a specialist qualification and are not training to obtain one. They include career medical officers, hospital medical officers, interns, principal house officers, resident medical officers and registrars.

**Ages of HNS who intend to undertake occupational & environmental medicine training, 2016**







## Workforce dynamics indicator\*

The workforce dynamics indicator highlights areas of concern in the future. The indicators measured and their current status is highlighted in the table below.

**Note:** The workforce dynamics indicators are for workforce assessment purposes only and are not intended to guide future training numbers.

\* Further information on the workforce dynamics Indicator is available at [health.gov.au](http://health.gov.au)

Minimal concern  Significant concern

Indicator	Description	Status
<b>Ageing of workforce</b>	Workforces with higher average ages are more susceptible to higher exit rates due to retirements.	
<b>Replacement rate</b>	This measure indicates whether trainee numbers are sufficient to replace the numbers leaving the workforce.	
<b>Reliance on Overseas Trained Specialists (OTS)</b>	Workforces with high proportions of OTS are of concern because they depend on a supply stream affected by immigration policies that change.	
<b>Duration of training program</b>	This measure indicates how long it takes to train a replacement workforce.	

### References

- 1) National Health Workforce Dataset (NHWDs): Medical Practitioners 2016.
- 2) Australian Medical Association (AMA) Career Pathways Guide.
- 3) Medical Education and Training Report 1<sup>st</sup> edition (Unpublished).
- 4) ABS 3101.0 – Australian Demographics Statistics. Released 22/09/16.
- 5) National Medical Training Advisory Network (NMTAN) – Prevocational Doctor Factsheet Methodology Paper.

### Copyright

© 2017 Commonwealth of Australia as represented by the Department of Health

This work is copyright. You may copy, print, download, display and reproduce the whole or part of this work in unaltered form for your own personal use or, if you are part of an organisation, for internal use within your organisation, but only if you or your organisation:

- a) do not use the copy or reproduction for any commercial purpose; and
- b) retain this copyright notice and all disclaimer notices as part of that copy or reproduction.

Apart from rights as permitted by the Copyright Act 1968 (Cth) or allowed by this copyright notice, all other rights are reserved, including (but not limited to) all commercial rights.

Requests and inquiries concerning reproduction and other rights to use are to be sent to the Communication Branch, Department of Health, GPO Box 9848, Canberra ACT 2601, or via e-mail to [corporatemail@health.gov.au](mailto:corporatemail@health.gov.au).